



The World's Fastest Wireless Transmission Projectors

Easy wireless projection (PT-LB50NTEA)

- World's fastest data transfer*¹
- Wireless PC motion/sound streaming*²
- Abundant wireless functions, including secondary display transmission and 16-window index style
- Simple, user-friendly settings



Daylight View 2 technology

- Looks max. 50% brighter*³
- Vivid colours in a bright room
- Auto operation with ambient light sensor (ALS)



High power and portability

- Bright 2,000 lumens
- Ultra-lightweight: 1.8 kg/1.9 kg (4.0 lbs/4.2 lbs)*⁴
- Slim and compact design: 57-mm thickness*⁵

Quick operation

- 2-second speed start
- Auto search
- Real-time keystone correction
- Operation assistance
- Direct power off




There are no cables to connect, so projector setup is quick and easy, and you have full layout flexibility. Wireless Manager ME 3.0 software (provided) increases transmission speed by five times compared to our previous model*⁶. You get fast, smooth, stress-free transmission even with large video files*². You can copy Wireless Manager to a memory card and take it with you on a trip. This lets you enjoy wireless transmission even at presentation sites where the computer doesn't have the software*⁷.




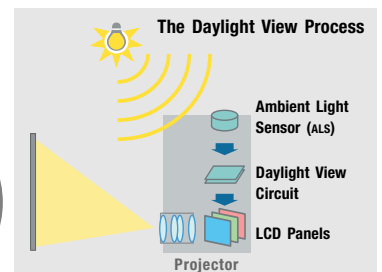
Wireless Prompter (Secondary Display) Function

This allows transmission of content other than what's displayed on your PC. For example, you can display text documents on your PC screen while projecting slide from your Microsoft® PowerPoint® presentation*⁸. You get a host of other convenient wireless transmission functions too, such as area-specified transmission and a multi-live mode for simultaneous display of up to 16 PCs.



Daylight View 2

A built-in sensor measures the ambient light, and the halftone colours and brightness level are adjusted accordingly in real time. Viewing brightness is increased up to 150%*³.



*¹ As of February 7, 2006, according to our own evaluation of wireless transmission from PC to projector. Wireless projection function is featured on the PT-LB50NTEA only.
*² Content and DVDs set with DRM (Digital Rights Management) cannot be transmitted.
*³ Comparison with Daylight View 2 turned On and Off, using an 80-inch screen and ordinary meeting room lighting of 400 lux. (Projector: PT-LB60NTEA, screen gain: 2.6)
*⁴ 1.8 kg/4.0 lbs for the PT-LB50EA and PT-LB50SEA; 1.9 kg/4.2 lbs for the PT-LB50NTEA.
*⁵ Legs and protrusions not included.
*⁶ PT-LB20NTEA
*⁷ Transmission will be slower than transmission with a computer that has the software installed. Also, certain functions may not be available.
*⁸ With Wireless Manager ME 3.0, you can use the projector screen as a secondary monitor for the PC. In this setup, Microsoft® PowerPoint® must be set to "Show Presenter View."

Rear View



Specifications

Power supply	100–240 V AC, 50/60 Hz	On-screen menu	17 languages: English, French, German, Spanish, Italian, Korean, Russian, Chinese, Japanese, Swedish, Norwegian, Danish, Portuguese, Polish, Hungarian, Czech, and Thai	Remote Control Unit	
Power consumption	240 W (Approx. 2 W in standby mode with fan stopped)	Installation	Front/rear ceiling/desktop (menu selection)	Power supply	3 V DC (button battery x 1)
LCD panel	4:3 aspect ratio, micro lens array	Built-in speakers	4 x 2 cm x 1 (oval), 1.0 W (monaural) output power	Operation range*2	Approx. 7 m (23 feet) when operated from directly in front of the signal receptor
Panel size	0.6" (15.24 mm) diagonal	Terminals		Dimensions (W x H x D)	52 x 123 x 21 mm (2-1/16" x 4-27/32" x 13/16")
Display method	Transparent LCD panel (x 3, R/G/B)	PC 1 IN	D-sub HD 15-pin x 1	Weight	74 g (2.6 ozs.) (including batteries)
Drive method	Active matrix	RGB signal	R, G, B: 0.7 Vp-p, 75 ohms, Sync on green: 1.0 Vp-p, 75 ohms HD/SYNC, VD: TTL (positive/negative polarity compatible)	Wireless LAN (PT-LB50NTEA)	
Pixels		YPbPr signal	Y: 1.0 Vp-p (including sync signal), 75 ohms; Pb, Pr: 0.7 Vp-p, 75 ohms	Standard Modulation	IEEE802.11b/g
PT-LB50NTEA/LB50EA	786,432 (1,024 x 768) x 3, total of 2,359,296 pixels	PC 2 IN/PC 1 OUT	D-sub HD 15-pin x 1 (input/output selectable using on-screen menu)	IEEE802.11b	Direct sequence spread spectrum (DS-SS) system
PT-LB50SEA	480,000 (800 x 600) x 3, total of 1,440,000 pixels	RGB signal	R, G, B: 0.7 Vp-p, 75 ohms, Sync on green: 1.0 Vp-p, 75 ohms HD/SYNC, VD: TTL (positive/negative polarity compatible)	IEEE802.11g	Orthogonal frequency division multiplex (OFDM) system
Pixel configuration	Stripe	VIDEO IN	RCA pin x 1, 1.0 Vp-p, 75 ohms	Transmission system	
Lens	Manual zoom (1:1–1:1.2), manual focus, F 1.6–1.9, f 18.8–22.6 mm 165 W UHM™ lamp	S-VIDEO IN	Mini DIN 4-pin x 1, Y: 1.0 Vp-p, C: 0.286 Vp-p, 75 ohms	IEEE802.11b	CCK (11/5.5 Mbps), DQPSK (2 Mbps), DBPSK (1 Mbps)
Lamp	Full colour (16,777,216 colours)	AUDIO IN	RCA (L, R) x 1, 0.5 Vrms (for VIDEO/S-VIDEO)	IEEE802.11g	64-QAM (54/48 Mbps), 16-QAM (36/24 Mbps), QPSK (18/12 Mbps), BPSK (9/6 Mbps)
Colours	2,000 lumens	PC AUDIO IN	M3 (L, R) x 1, 0.5 Vrms	Transmission speed	
Brightness	85%	AUDIO OUT	M3 (L, R) x 1, 0–2.0 Vrms (variable)	IEEE 802.11b	11 Mbps, 5.5 Mbps, 2 Mbps, 1 Mbps
Uniformity	400:1*1 (full on/full off)	SERIAL	Mini DIN 8-pin x 1 (RS-232C)	IEEE 802.11g	54 Mbps, 48 Mbps, 36 Mbps, 24 Mbps, 18 Mbps, 12 Mbps, 9 Mbps, 6 Mbps
Contrast		Power cord length	2 m (6'7")	Operation range*2	Approx. 30 m (98'5")
Scanning frequency		Cabinet material	Moulded material (ABS/PC)	Frequency range	2,412 MHz–2,472 MHz
RGB	Horizontal: 15–91 kHz, Vertical: 50–85 Hz	Dimensions (W x H x D)	D) 297 x 57 x 210 mm (11-11/16" x 2-1/4" x 8-1/4")	Channels	1–13 ch
YPbPr	480i (525i): fh 15.75 kHz; fv 60 Hz 576i (625i): fh 15.63 kHz; fv 50 Hz 480p (525p): fh 31.5 kHz; fv 60 Hz 576p (625p): fh 31.25 kHz; fv 50 Hz 720p (750p): fh 45 kHz; fv 60 Hz 1080i (1125i): fh 33.75 kHz; fv 60 Hz	Weight		Supplied Accessories	
S-Video/Video	1080i (1125i): fh 28.125 kHz; fv 50 Hz	PT-LB50NTEA	1.9 kg (4.2 lbs.)	<ul style="list-style-type: none"> • Power cord • Wireless remote control • Batteries for remote control • VGA cable • Lens cover • Carrying bag • Wireless Manager ME 3.0 (CD-ROM)*3 	
Projection size	NTSC, NTSC4.43, PAL-M, PAL60: fh 15.75 kHz; fv 60 Hz PAL, SECAM, PAL-N: fh 15.63 kHz; fv 50 Hz	PT-LB50EA/LB50SEA	1.8 kg (4.0 lbs.)	Optional Accessories	
Throw distance	33–300 inches/838–7,620 mm diagonally	Operating environment		ET-LAB50 Replacement lamp unit	
Optical axis shift	1.1 m–10.7 m (3'7"–35'1")	Temperature	0°–40°C (32°–104°F)	ET-PKB50 Ceiling mount bracket	
Keystone correction range	6:1 (fixed) Vertical: ±30°	Humidity	20%–80% (no condensation)	ET-RM300 Full-function wireless remote control	
				ET-ADSER Serial adapter (DIN 8-pin/D-sub 9-pin)	

*1: In AI mode.

*2: Operation range differs depending on the environment.

*3: For the PT-LB50NTEA only.

NOTES ON USE

- The projector uses a high-voltage mercury lamp that contains high internal pressure. This lamp may break, emitting a large sound, or fail to illuminate, due to impact or extended use. The length of time that it takes for the lamp to break or fail to illuminate varies greatly depending on individual lamp characteristics and usage conditions.
- The brightness of the lamp will gradually decrease with use.
- The lamp, LCD panel, polarising plate, and polarising beam splitter (PBS) are consumable parts. These parts may need to be replaced during the guarantee period if the projector is used for six or more hours per day.
- The replacement cycle of the LCD panel, polarising plate, and polarising beam splitter (PBS) will be shortened if the projector is subjected to continuous use for six or more hours. Likewise, the replacement cycle of the lamp will be shortened if the power is frequently turned on and off or the projector is subjected to continuous use for 10 or more hours.
- Interruptions may occur in the wireless connection due to signal interference or PC conditions.

To use wireless functions, a PC is required that meets the conditions given below:

OS:	Microsoft® Windows® 2000 Professional, Windows® XP Professional, Windows® XP Home Edition
CPU:	Pentium® III or higher, or other compatible processor (1 GHz or higher is recommended).
Memory:	256 MB or more
Free hard disk space:	60 MB or more
CD-ROM drive:	CD-ROM drive or DVD drive
Wireless LAN:	IEEE 802.11b/g compatible (built-in wireless LAN system or external IEEE 802.11b/g LAN card must be installed and running normally.) However, some IEEE 802.11g/b wireless LAN may not allow connection to the projector.
Web browser:	Internet Explorer 6.0 or later, Netscape Communicator 7.0 or later
Direct X:	DirectX® 8.1b or later must be installed.

Operation is not guaranteed for all computers that meet the above conditions

Panasonic

Weights and dimensions shown are approximate. Specifications are subject to change without notice. Product availability differs depending on region and country. This product may be subject to export control regulations. UHM is a trademark of Matsushita Electric Industrial Co., Ltd. VGA and XGA are trademarks of International Business Machines Corporation. Windows and PowerPoint are either registered trademarks or trademarks of Microsoft Corporation in the United States and/or other countries. All other trademarks are the property of their respective trademark owners. Projection images simulated.

